


MEMS 1X128 OPTICAL SWITCHING SYSTEM

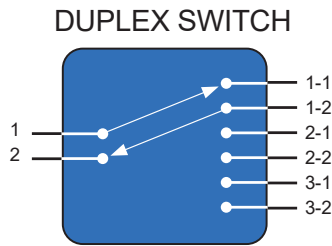
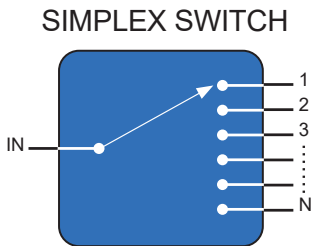
GP800 Model, Single Mode Fiber



DiCon's **GP800 1x128 Optical Switching System** enables the automated connection of one common fiber to any of N output fibers.

The **GP800 System** comes with multiple control interfaces for users to choose from and there are many options to customize the product, including adding other optical components, to meet unique requirements.

- Interfaces - Web GUI, SSH, RS232, REST API, Telnet
- Low insertion loss
- Switching time < 25 ms
- Lifetime > 1 billion switch cycles
- Low power consumption
- Proven MEMS platform - commercial deployment since 2001
- Low MEMS drive voltage - simple and reliable electronics
- Intelligent hardware - field serviceable electronics



ORDERING INFORMATION

GP800 - [] - M - [] / [] - [] - 9 - [] - [] - [] - N - []

Chassis Type	
2U	2U
3U	3U
4U	4U
6U	6U
<i>*Please consult DiCon</i>	
Product Type	
M	MEMS Switch
Number of Switches	
#	Number of Switches
Switch Type	
1x128	1x128 Simplex
1x128/DS	1x128 Duplex
Alignment Type	
T	Transparent
P	Opaque
Fiber Type	
9	9/125 μm SMF
<i>*Other fiber options available upon request</i>	
Test Wavelength	
O	1310 nm
E	1410 nm
S	1490 nm
C	1550 nm
L	1590 nm
U	1650 nm
<i>*Use "/" to add multiple wavelengths. E.g., O/C or O/C/L</i>	
Power-On State	
0	Channel 0 (Off state)
1	Channel 1
X	Channel X
Connector Type	
FC	FC/UPC
FC/APC	FC/APC
SC	SC/UPC
SC/APC	SC/APC
LC	LC/UPC
LC/APC	LC/APC
N	None
<i>*Other connector types available upon request</i>	
Connector Key Orientation	
N	None
Connector Location	
F	Front
R	Rear



MEMS 1X128 OPTICAL SWITCHING SYSTEM

GP800 Model, Single Mode Fiber

OPTICAL SPECIFICATIONS¹

Test Wavelength	1260 to 1675 nm
Insertion Loss ^{2,3}	< 1.2 dB
PDL ^{4,5}	< 0.1 dB
WDL ^{5,6}	< 0.4 dB
Crosstalk ⁵	< -50 dB
Back Reflection	< -50 dB
Optical Transition Time ^{5,7}	< 25 ms
Repeatability ^{5,8}	< 0.04 dB
Switch Lifetime ⁵	> 1 Billion Cycles
Optical Power ⁵	500 mW Max.

1. Measured separately for each Test Wavelength at room temperature

2. Measured with 3-jumper method or equivalent. See TIA/EIA 526-7.

3. Adds 0.3 dB for multi-band operation

4. Add 0.1 dB for multi-band operation

5. Met by design, not measured

6. WDL is defined within Test Wavelength ± 20 nm

7. Not include the command processing overhead.

8. Over 100 cycles

ELECTRICAL SPECIFICATIONS

Power Supply	100-240 VAC, 50/60 Hz
Connectors	RJ45 (Ethernet) DB9 (RS232) USB-C (Service)
Control Interface	Web GUI, SSH, RS232, REST API, Telnet, gNMI

ENVIRONMENTAL SPECIFICATIONS

Operating Temperature	0 to 50°C, < 85% RH
Storage Temperature	-40 to 70°C, < 40% RH

MECHANICAL SPECIFICATIONS

Chassis Width	483 mm (19")
Chassis Depth	435 mm (17")
Chassis Height*	2U : 88.0 mm (3.47") 3U : 133.0 mm (5.24") 4U : 177.0 mm (6.98") 6U : 266.0 mm (10.48")

*Please consult DiCon. Depends on connectors and options.

